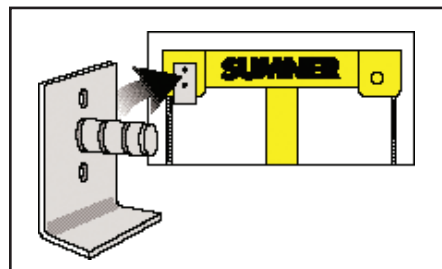
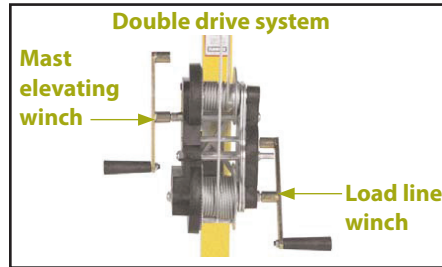
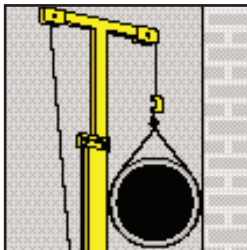


Roust-A-Bout™ | 1,000 Lbs. | R Series | Tee-Head Extension Bar

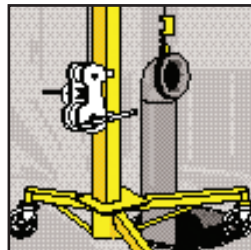


Load pulley shear pin offers overload protection. Each Roust-A-Bout comes with a spare for quick, in-field resetting.

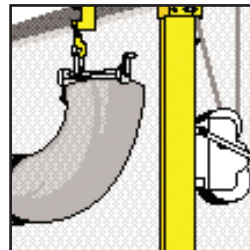
The Roust-A-Bout tackles the tough jobs.



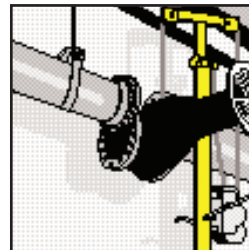
The Roust-A-Bout operates in tight areas that are inaccessible for other lifts.



Loads can be lowered below floor level with the Roust-A-Bout's unique design.



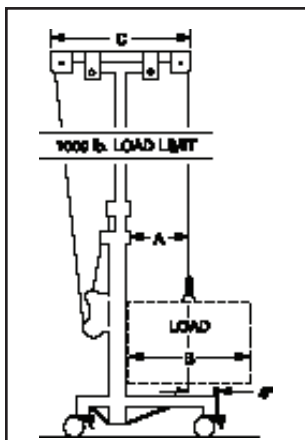
Used in combination with Sumner's Adjust-A-Fit, the Roust-A-Bout can maneuver awkward objects for easy placement.



One man can position objects weighing 1,500 lb (680 kg) with infinite accuracy... up to 25 feet above!

Tee-Head Extension Bar, lift wider loads with the Sumner Roust-A-Bout.

Expands the Roust-A-Bout for handling bulky loads up to 1,000 lb. (455 kg). Takes only minutes to attach or detach.



Roust-A-Bout Specifications

Model	Weight		A		B		C	
	lb	kg	inch	cm	inch	cm	inch	cm
R-100/150 Tee-Head Extension Bar	21	9.5	22	55	43	108	48	120
R-180 Tee-Head Extension Bar	24	11.0	29	73	58	145	63	158
R-250 Tee-Head Extension Bar	33	15.0	37	93	73	183	68	173

Green shading reflects rental inventory.