







Hydraulic Accessories | High Pressure Hoses & Accessories

High Flow HD & HDC Series 3/8" I.D.

Hose is recommended to achieve higher retraction speeds and minimal flow restrictions. These heavy duty hoses are rated at 10,000 psi with a minimum burst pressure of 30,000 psi.

Hydraulic Hoses				
Model	Length (ft.)	Hose End	Hose End	I.D. (in.)
HD3	3	 3/8 NPTF Male	 3/8 NPTF Male	3/8
HD6	6			
HD10	10			
HD20	20			
HD50	50			
HDC3	3	 3/8 NPTF Male	 C213 Coupler*	
HDC6	6			
HDC10	10			
HDC20	20			
HDC50	50	 C213 Coupler*	 C213 Coupler*	

*All hoses with couplers includes CR215 Dust Cap.

Note: Recommended for use with Suc-O-Matic Pumps.



In this fixed outdoor application Simplex hand pumps and hoses are permanently attached to this mineral processing machine. "The desert environment is tough on hydraulic equipment. Simplex provides us the reliability we need."

— Simplex® Customer

