
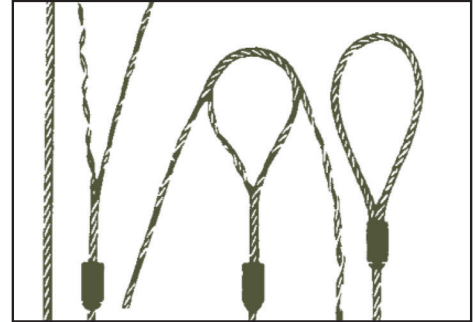


Wire Rope Slings | .65 - 130 Ton (Vertical) | IWRC 6x19 & 6x36 EIPS | Mechanical Splice



With Single Part Body Permaloc



Mechanically swaged, flemish eye splice wire rope slings.



Do not exceed rated capacities. Sling capacity decreases as the angle from horizontal decreases. Slings should not be used at angles of less than 30°.

Specifications						
Wire Rope Class	Rope Dia. (in)	EIP, IWRC			**Min. Sling Length	Standard Eye Size (in) W x L
		*Rated Capacity (tons)				
		Vertical	Choker	Vertical Basket		
 6 x 19 EIP, IWRC	3/4	5.6	4.1	11	3' 6"	6 x 12
	7/8	7.6	5.6	15	4'	7 x 14
	1	9.8	7.2	20	4' 6"	8 x 16
	1 1/8	12	9.1	24	5'	9 x 18
 6 x 37 EIP, IWRC	1 1/4	15	11	30	5' 6"	10 x 20
	1 3/8	18	13	36	6'	11 x 22
	1 1/2	21	16	42	7'	12 x 24
	1 3/4	28	21	57	8'	14 x 28
	2	37	28	73	9'	16 x 32
	2 1/4	44	35	89	10'	18 x 36
	2 1/2	54	42	109	11'	20 x 40
	2 3/4	65	51	130	12'	22 x 44
	3	77	60	153	13'	24 x 48
	3 1/2	102	79	203	16.5'	32 x 64
	3 3/4	115	90	229	18'	36 x 72
	4	130	97	259	24'	45 x 90

Note: Larger diameter slings available. Basket ratings are based on a minimum D/d of 25.

* 1 Ton = 2,000 lbs.

** Minimum sling length when using standard eyes.

Green shading reflects rental inventory.